PCCs, public health and HWBs: Making the links

Marcus Roberts
Director of Policy and Members

DrugScope

Drug addiction and crime

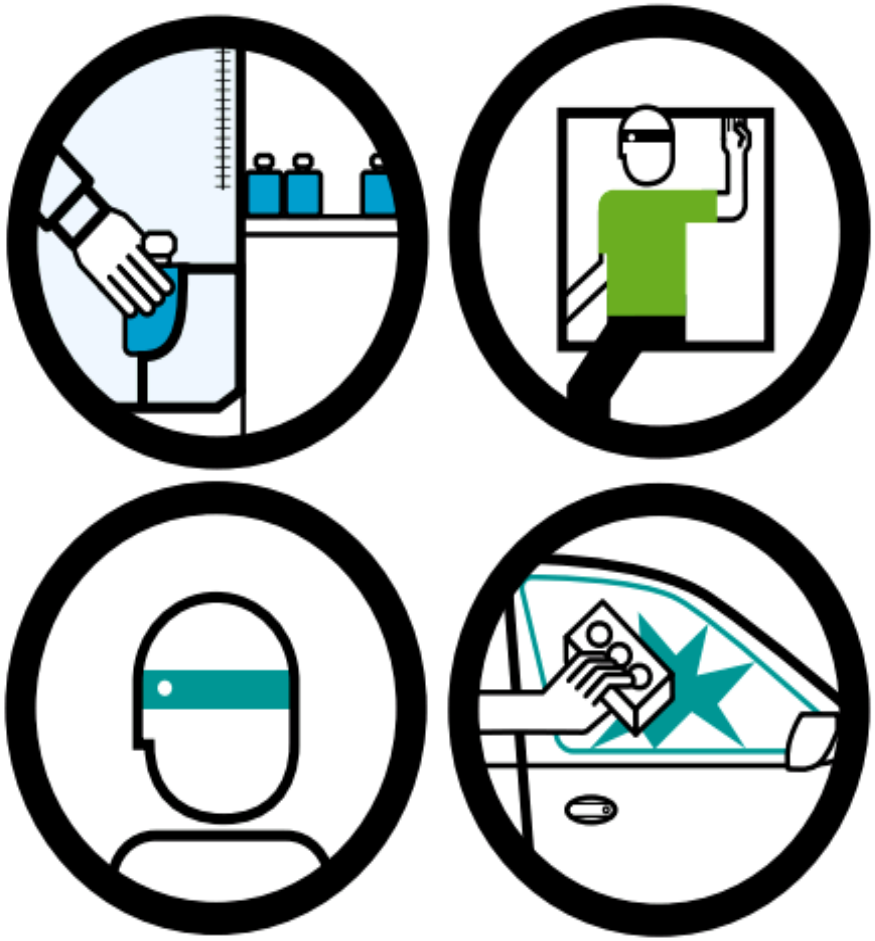

The annual cost of drug-related crime

£13,900,000,000

A typical heroin user spends around **£1,400** per month on drugs: 2½ times the average mortgage

Many commit crime to pay for their drugs. Heroin, cocaine or crack users commit up to half of all acquisitive crimes – **shoplifting, burglary, robbery, car crime, fraud, drug dealing**

Drug treatment cuts crime

Drug treatment prevents an estimated 4.9m crimes every year

4,900,000

Saving an estimated

£960,000,000

Costs to the public, businesses, criminal justice and the NHS

Drug treatment could cut 95,000 offences in a large city

With a population of **440,000** and around **3,700** drug users in treatment...

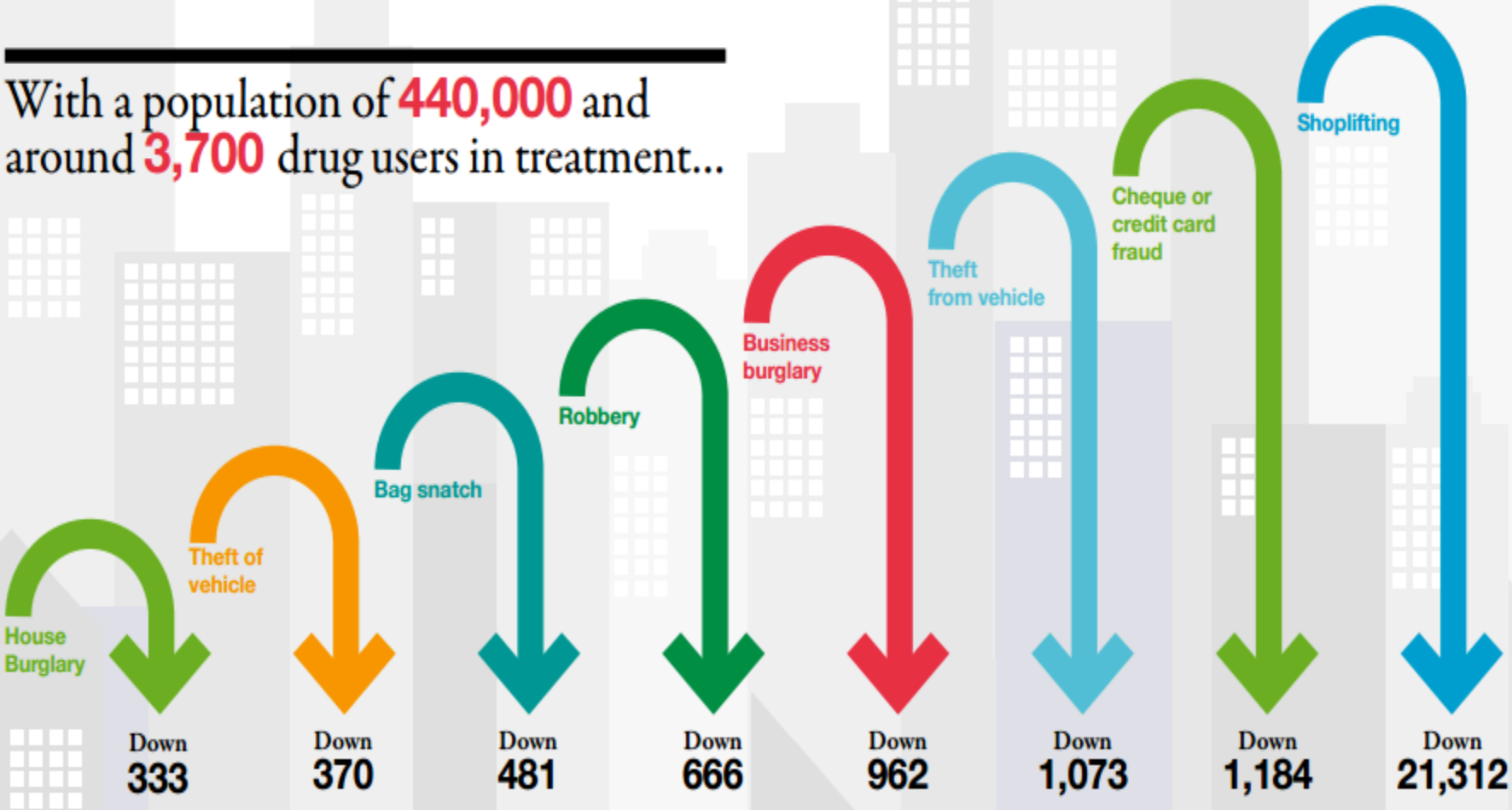

Estimated crimes prevented in 2011-12 = **94,979**

Estimated benefit = **£17.9m**

NHS
National Treatment Agency

DIP - some sums

Home Office DIP allocation for 2011-12 was £35 million (around 1/3rd of total – the rest is in the Department of Health pot and goes into the public health budget (without specific protection for DIP)

Community Safety Fund for 2012-13 is 28.8 million for England and 1.2 million for Wales

Home Office DIP money to PCCs (without a ring fence) in 2013-14

Drug intervention programme (DIP)

- DIP is estimated to help prevent around 680,000 crimes per year (though this number may be smaller as some individuals would have sought treatment anyway).

- Nationally during 2009-10, DIP helped to manage over 57,000 people into drug treatment and recovery services.

www.homeoffice.gov.uk/crime/reducing-reoffending/dip/

Public health – more numbers

Around £2.2 billion in 2013-14 to local authorities for public health

Current estimated spend on drug services is £854m. (Current PtB – including young people – is around £460 million)

It has been estimated (but more controversially) that we should add a further £250 million for alcohol spend

This is around half of the total public health budget to be controlled and allocated by local authorities.

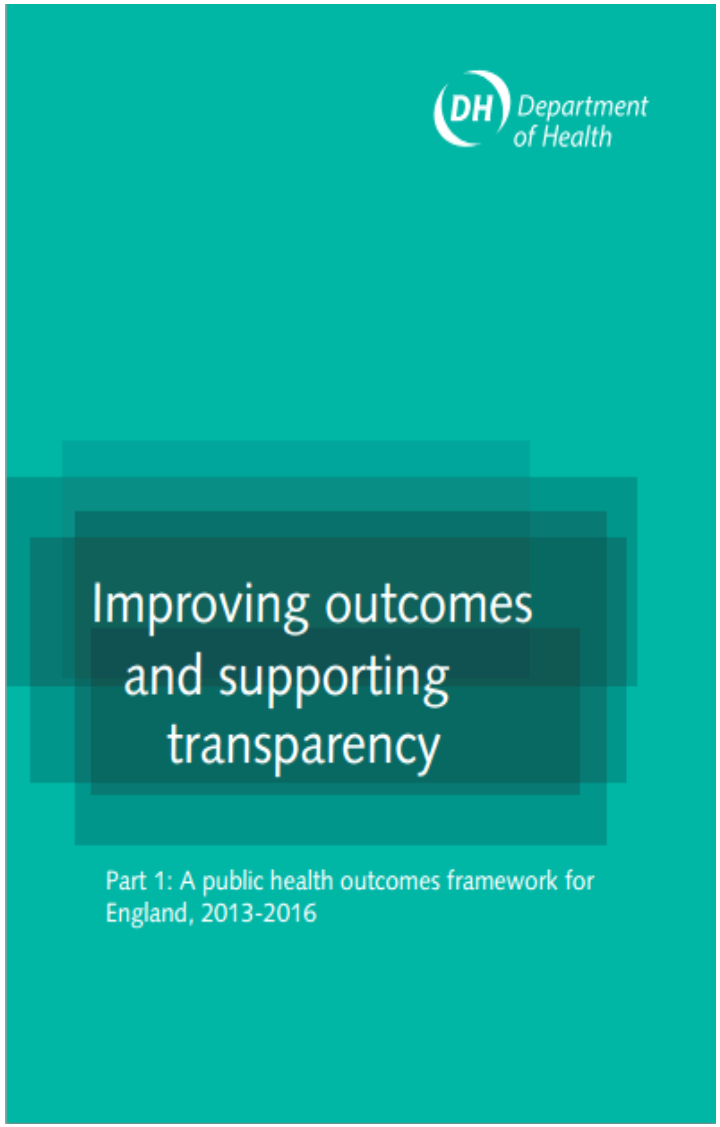
DH Department of Health
Improving outcomes and supporting transparency
Part 1: A public health outcomes framework for England, 2013-2016

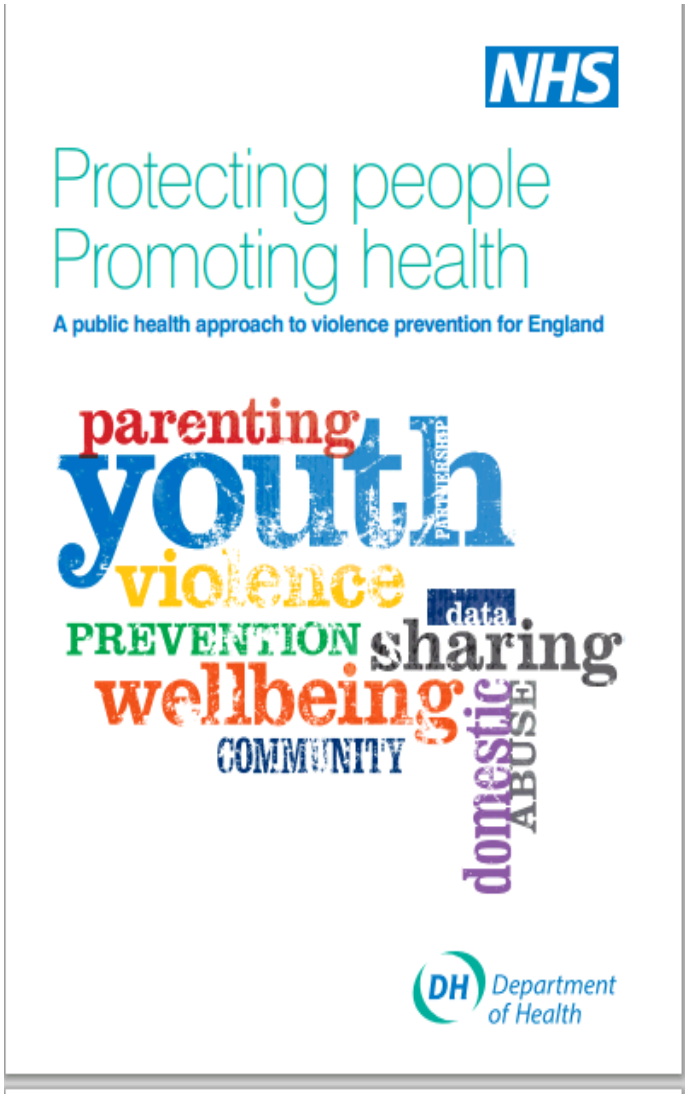
NHS
Protecting people
Promoting health
A public health approach to violence prevention for England
parenting
youth
violence
data
PREVENTION
sharing
wellbeing
COMMUNITY
domestic
ABUSE
DH Department of Health

Regions and centres

Public Health England will operate through four regions and 15 centres. These are shown on the map below.

Region	Centre	
North of England		
	North East	1
	Cumbria and Lancashire	2
	Yorkshire and the Humber	3
	Greater Manchester	4
	Cheshire and Merseyside	5
Midlands and East of England		
Lincolnshire, Leicestershire, Nottinghamshire and Derbyshire		6
	West Midlands	7
	Norfolk, Suffolk, Cambridgeshire and Essex	8
	Bedfordshire, Hertfordshire and Northamptonshire	9
London integrated region and centre		10
South of England		
	Sussex, Surrey and Kent	11
	Thames Valley	12
	Hampshire, Isle of Wight and Dorset	13
	Devon, Cornwall and Somerset	14
	Avon, Gloucestershire and Wiltshire	15

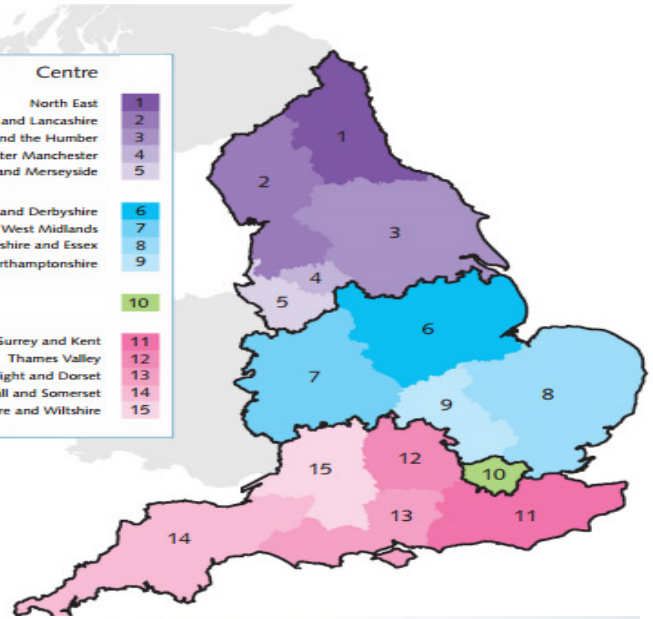

Map A1h: Police authorities as at 1 April 2009

Our website: www.drugscope.org.uk

Contact Details

E-mail: marcusr@drugscope.org.uk
Tel: 020 7234 9733

DrugScope